



## Scraps of Wisdom

April 2014  
Volume 30 Issue 7

Newsletter of the Waterloo County Quilters Guild

### Change of Location for this Month's Meetings

The Waterloo County Quilter's Guild will be meeting at a different location for April only due to a figure skating event hosted by the City of Waterloo which requires the use of our usual space at Albert McCormick. We will meet at **Waterloo North Mennonite Church, 100 Benjamin Road, Waterloo** (corner of Weber and Benjamin). Our meeting times will be the same, 1:30 and 7:00 p.m.

We will need to set up chairs and tables at the church. If you are able to arrive early or stay late to help with this, it would be greatly appreciated. Or perhaps there is retired husband or two who might be willing to help? If this is the case, please let a member of the executive know.

We will not have our guild library with us, so any books you took out in March do not have to be returned until the May meeting.

### Program for April 16, 2014

Theme - "April Showers". Our meetings are at Waterloo North Mennonite Church this month.

Our feature speaker will be DIANE CARSON, The Electric Quilter. Diane is one of the first longarm quilters in Ontario and a founding member of the Canadian Machine Quilters Association, a group that has now merged with the CQA. Maybe you have read Diane's articles in the CQA magazine (The Canadian Quilter), entitled "The Longarm Way". Diane is an award winning quilter who has exhibited in both national and international shows. She also organizes bus trips to many international locations for quilters.

So, do come out, relax and enjoy the wonderful sights!!!

Judy Siegner

**Reminder: Evening Meeting Starts at 7pm**

### Last Chance - Don't Miss Our Special Carol Taylor Event!

The workshops are sold out and only a few tickets remain for our Guild's Special Event – the lecture and trunk show on Friday May 2 by award winning guest artist, Carol Taylor. For only \$10.00, you will be treated to a very special evening of amazing works of quilting art, lots of exciting door prizes and a social evening with fellow members and guests. Your final chance to get tickets for this not-to-be-missed event will be at the April meetings.

### April Strip Exchange

This month's strip exchange colour is light beige. Please remember to use only 100% cotton.

Paula McDermott

### Meeting Checklist

nametag/lanyard  
show and tell quilts  
smile & memory quilts  
fabric strips if in the exchange

## President's Message

Hello Quilting Friends –

One of my favourite things about quilting is the stories of the quilts of other quilt makers. There are so many factors that can lead to the creation of a quilt (a favourite fabric, an appealing pattern, the need for a gift, the desire to try a new technique, etc.). Because the time from start to finish can take months, and sometimes years, the quilt maker's life unfolds, often in unexpected ways, during the process. So each quilt, even quilts made for everyday use, carries with it a story of a time in the quilt maker's life. These are the stories I love to hear.

Recently, I had the chance to travel to a Regional quilt show in the US with some friends. Along the way, we were fortunate enough to stop at several museums with quilt displays. One exhibited 11 Baltimore Album quilts from the mid - 1700's, when the US was first settled by the British. There were some beautiful examples of exquisite handwork, done by daylight and possibly candlelight, before the invention of the sewing machine. One told the story of some blocks made for the pastor and his wife as a leaving gift. The blocks were made by women of the congregation, given to them as they left for another community and made into a quilt with the help of women in the new community. Although the communities seemed quite close by today's standards (Maryland to Virginia), one can only imagine the loss of friendship and support the pastor and his family felt at leaving friends but also the welcome and new friendships that were established around the quilt frame as their memories were quilted.

Sadly, few everyday quilts can survive the wear and tear they receive as much loved tokens of comfort. But, you never know what might become a part of your history. That is why labelling a quilt is so important – it allows the quilt to tell its story for years to come, even as the quilt maker forgets. So, I urge you to record the stories of the quilt on your labels. Not just the facts like fibre content, who the pattern designer was, when the quilt was made etc., but also record a few words about why you made this particular quilt and anything you find special about it. You never know who will enjoy this information and what it will say about our way of life to future generations!

I'm off to catch up on about five years of quilt labels I've neglected. I hope I still remember the stories!

Until we meet again –  
Audrey

## Waterloo Public Library Quilt Block Kits Available

If you expressed a willingness to help with the quilt for the Waterloo Public Library that Marney Heatley is organizing, please stop by the program table during the April meetings. Kits for the log cabin blocks will be available for pickup.

## Mannheim Quilting Circle

Wednesday April 9, 9am - 4pm, bunny hop  
coming up: May 14 - games day, June 11 - pot luck lunch

It's finally Spring at Mannheim. Shed those coats and join us for fun and friendship. Bring your projects/lunch/snacks.

Directions to Mannheim are in your handbook or on the guild website under Community Outreach.

# Smile Quilts Bee Day – April 26, 2014 at Mannheim

The next Smile Bee will be on Saturday, April 26, 2014 at Mannheim Park (directions are at the back of our Members' Handbook) from approximately 9:30 a.m. to 3:30 p.m.

We will have 'signup' sheets at the April 16, 2014 Guild Meeting, at the Smile Quilt table.

This will be your last chance to sign. LET'S MAKE IT A GREAT BEE DAY.

Bring your sewing machine, equipment and project to work on. Don't forget your lunch.

Again, we will bring flannel backing and batting to cut for you. We will also have a simple pattern for you, just for inspiration.

Your Smile Quilt Committee – Joan, Helene, Peggy, Judy and Deb.

## OWLS

(Our Wonderful Leftover Stuff)

Members have been busy as beavers this winter and the entries are coming in fast and furious!!! Thanks for letting us know at the program table when you show your completed OWLS. Members are also finding novel ways to include an owl in their project to qualify for a special draw. We even have some "Double Dippers". Keep up the good work ladies. Time is ticking away!!! Final deadline for completion is the May meeting.


the Program Committee



**De Olde Fabric Shoppe**  
Over 2000 bolts of exquisite designer quilting fabrics to browse.  
Large variety of kits, books, patterns and notions.

Register online for our Friday Freebie Offers

327 Erie St., Stratford, ON, N5A 2N1 519-273-5773  
www.yeoldefabricshoppe.com yeoldefabricshoppe@rogers.com



**Fabric, Quilting Supplies,  
Ready & Custom Made Quilts**

3991 Perth Rd. 107, Box 223, Shakespeare, ON N0B 2P0



**HEATHER STOCK**  
519-625-8435  
e-mail: heather@thequiltplace.ca



**Lilac Lane Quilts**

**QUILTERS' LINE**

**Country**

**Concessions**

**Sew Jax**

*Cobwebs & Caviar*

Threads That Bind

**SHOP HOP 2014**

Thursday May 8th  
& Friday May 9th  
9:00am - 6:00pm  
Saturday May 10th  
9:00am - 5:00pm  
(Note New Hours)

**Over \$5000  
In Prizes!**

More details at [gooseshophop.com](http://gooseshophop.com)

## 2013/14 Presidents' Challenge - Playing with Colour

Spring is just around the corner (we promise!) and our June meeting will soon be upon us! Have you started your President's Challenge Quilt yet? Just a gentle reminder for those who signed up to participate, we are really looking forward to seeing your creations at the June meeting and finding out what you learned about playing with colour.

You didn't sign up? Don't worry, you can still participate. Simply select a packaging label with a colour combination you find attractive and play along. Here are the guidelines:

- use a minimum of 3 colours from the label in your quilt OR
  - make a quilt in a theme based on the label e.g if the label is from a package of marshmallows, you could do a quilt about camping (s'mores)
  - your completed quilt may have a perimeter no larger than 72 inches in total, but it can be any shape you wish
  - the quilt and original label must be brought to the June 2014 meeting to be eligible for a participation draw.
- THERE WILL BE NO JUDGING OF THE QUILTS.

Have a lot of fun working on your project! Your creation is sure to be admired!

## 2014/15 Guild Executive

We are seeking candidates for the 2014/15 guild Executive. If you have skills you are willing and able to commit to your Guild, we need you! Elizabeth McDowell-Heagy and Elizabeth King have already arranged an amazing Program year, so we have another really fun year to look forward to as we celebrate our 30th Anniversary.

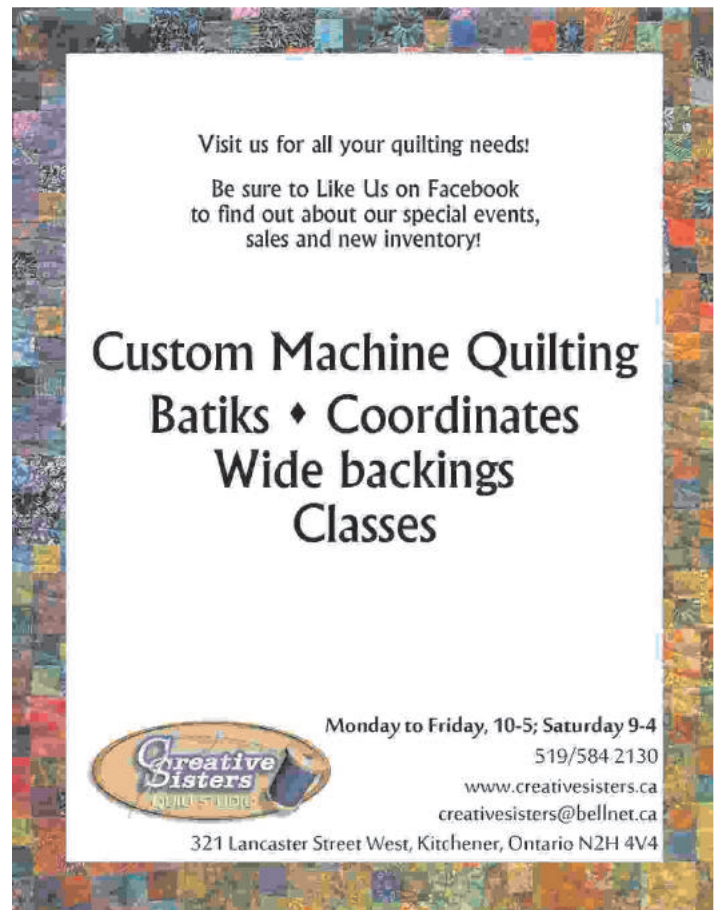
Don't wait to be asked – help is always needed!  
Speak to any member of the Executive to express your interest in helping out,  
or call Audrey Vrooman.  
I'm always glad to chat!



**Trudy's Quilting Service**  
Trudy Dey  
Edge to Edge & Custom  
Long Arm Machine Quilting  
Waterloo, ON.  
519-888-6278  
Email: [trudy.dey@happydeys.ca](mailto:trudy.dey@happydeys.ca)



*Fabrics & Quilts*  
**Country Patchworks**  
Woodstock, Ontario  
Ph. (519) 537-8753  
515533 11th Line  
R.R.#3 Woodstock, ON  
N4S 7V7  
[www.countrypatchworks.ca](http://www.countrypatchworks.ca)  
...Worth the Drive to the country!



Visit us for all your quilting needs!  
Be sure to Like Us on Facebook  
to find out about our special events,  
sales and new inventory!

**Custom Machine Quilting**  
**Batiks ♦ Coordinates**  
**Wide backings**  
**Classes**

Monday to Friday, 10-5; Saturday 9-4  
519/584-2130  
[www.creativesisters.ca](http://www.creativesisters.ca)  
[creativesisters@bellnet.ca](mailto:creativesisters@bellnet.ca)  
321 Lancaster Street West, Kitchener, Ontario N2H 4V4

# Convergence Workshop Report

Twelve ladies from the WCQG showed up at Mannheim in February to participate in Rosemary Terpstra's workshop to learn the Ricky Tims' Convergence technique. What appeared to be horrendously difficult turned out to be a relaxed experience and I think everyone had a good time. Several ladies used a printed scene to work on while others chose the two dark and two light fabrics required. The work looked great at the end of the class plus Rosemary is a mellow lady to work with.

Ruth Hicks

## Presidents' Day Report

Presidents Day, held Feb 22, was a great success with 24 dedicated quilt makers gathering together to make Touch Quilts for the Alzheimer's Society. All 50 kits were used, along with some additional kits put together from the "Touch Stash" of Charlene Stevens. Making Touch Quilts provides few of the rewards of regular quilt making. Sometimes the fabrics are difficult to work with, so we have to sacrifice our usual precision. There is no beautiful pattern, despite our best efforts. Rather, the reward is just in getting them done and knowing that they will help improve the quality of life for someone in their most vulnerable time. So thanks to everyone who participated; who laughed through their frustrations; who donated their time, skill and caring; who contributed backings and batting. You make our Guild the valuable community resource it is!

Some of the completed touch quilts from Presidents' Day were shown at the March Show and Tell.

Audrey Vrooman

## The Quilts of Renske Helmuth

The exhibit of Renske's quilts at the Wellington County Museum and Archives (0536 Wellington Rd 18, Fergus) has been extended until June 15, 2014. Her two dozen quilts on display reflect her rural and Friesian roots, and her trips to Africa and Japan.

For more information: [www.wellington.ca/museum](http://www.wellington.ca/museum) or call 519-846-0916 ext 5221.

Right: Renske with one of her quilts



### From the editor


All members are welcome to submit articles for publication. The deadline for the next newsletter is April 24.

Trudy Dey



## Taking the Mystery out of a Block with Many Names

Many thanks go to Peggy Nagle, who took the time to research the block Vikki MacDonald introduced at the March meetings. A number of sources indicate that the block has been available to quilters long enough to place it in the public domain. Peggy found that the block has been known by a number of different names, including *Twist Patchwork* (Jinny Beyer's *Quilter's Album* dates it to 1882 and *Godey's Lady's Book* at 1851), *Plaited Block* (*Ontario Heritage Quilts*/Nancy Cabot as well as the Chicago Tribune in 1937) and *Fishnet Block* (*Birmingham News*/Nancy Page in 1943).




Additional information on the source of this quilt block can be seen at <http://www.earlywomenmasters.net/quilts/t/twist/index.html>.

The directions below are for one quarter of the block. Together four of these small blocks will form the full 360° of the the full block known as the *Twist Patchwork*, *Plaited* or *Fishnet* block.

### For one quarter of the block use three fabrics:

Background Fabric: two 3½" squares and two 2" squares



Fabric A and B each require one 2" x 3½" rectangles and two 2" squares




### Using these squares and rectangles create the following:

One of each of these:



One of each of these using the four steps below.



1) Place a small square of fabric on the large background square.



2) Sew diagonally, slightly angled toward the corner.

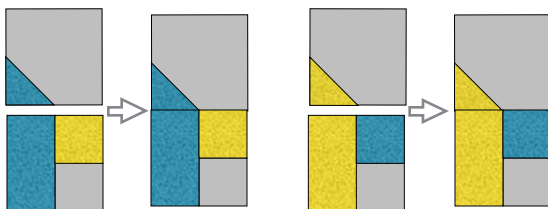


3) Cut leaving a quarter inch seam allowance.



4) Press down toward the corner.

Combine into the two units as illustrated.



Turn one unit upside down and join it to the other unit as illustrated.

